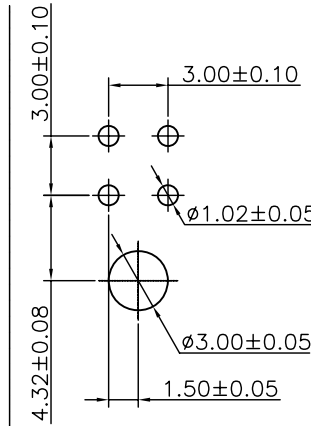
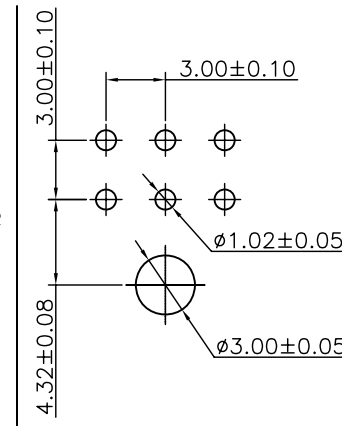


2X01P



2X02P



2X03P

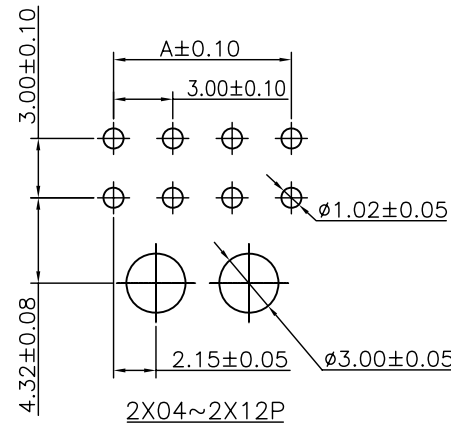
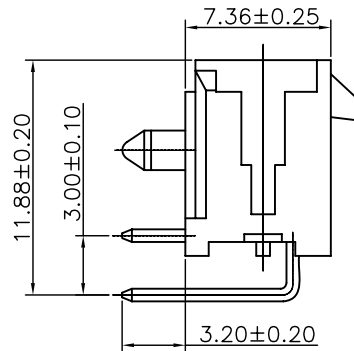
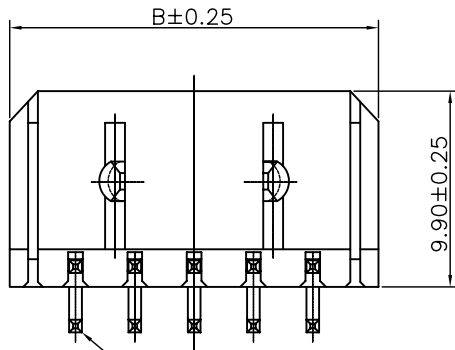
Ordering code

C3030	WR	F	2XNP	N	L	B	XX	N	00	B
①	②	③	④	⑤	⑥	⑦	⑧	⑨	⑩	⑪

① Series No.
 ② Connector type: WR=Right angle
 ③ Mounting type: F=With foot
 ④ No. of circuits
 ⑤ N=Halogen Free
 ⑥ Material: L=LCP,UL94V-0
 ⑦ Color: B=Black
 ⑧ Plating code for contacts: G1=Gold-flash
 T1=Tin-plated
 ⑨ Plating code for solder tabs: N=Non-plating
 ⑩ Option code: 00=Standard
 ⑪ Packing code: B=Tray

SPECIFICATIONS

Current Rating: 5A AC,DC
 Voltage Rating: 250V AC,DC
 Temperature Range: -25°C ~ +85°C
 Contact Resistance: 10mΩ Max
 Insulation Resistance: 1000MΩ Min
 Withstanding Voltage: 1500V AC/minute
 Pin Material: Brass

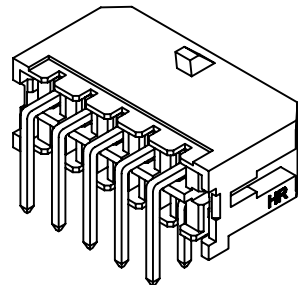


2X04~2X12P

P.C.B LAYOUT

Ordering Information & Dimensions

PART NO.	Dimensions		PART NO.	Dimensions	
	A	B		A	B
2X01P	---	6.65	2X07P	18.00	24.65
2X02P	3.00	9.65	2X08P	21.00	27.65
2X03P	6.00	12.65	2X09P	24.00	30.65
2X04P	9.00	15.65	2X10P	27.00	33.65
2X05P	12.00	18.65	2X11P	30.00	36.65
2X06P	15.00	21.65	2X12P	33.00	39.65



				燦達電子工業股份有限公司 JOINT TECH ELECTRONIC IND. CO., LTD.	
UNIT		SCALE	SHEET		TITLE:
mm		1 : 1	1 of 2		3.00mm PITCH 90° WAFER, MICRO-FIT
DRAWN BY 郭木思 2014.04.03		APPROVED BY 陳彥兆 2014.04.03		DRAW NO. : C3030WR-F-2XNPNXXXXXXXXX	
GENERAL TOLERANCE		ANGLE±			
A1	EN1409020004	2014.09.02	郭木思	X. X±0.25	
A0	NEW RELEASE	2014.04.03	郭木思	X. XX±0.15	
REV.	DESCRIPTION	DATE	NAME	X. XXX±0.05	