

P.C.B. LAYOUT

P/N LEGEND

A2546 WV-2XNP N 6 B G1 N 00 G
 ① ② ③ ④ ⑤ ⑥ ⑦ ⑧ ⑨ ⑩

- ① Series No.
- ② Connector type: WV=Vertical
- ③ No. of circuits
- ④ N=Halogen Free
- ⑤ Material: 6=Nylon 6T-V0
- ⑥ Color: B=Black
- ⑦ Plating code for contacts: G1=Gold-Flash
- ⑧ Plating code: N=Non-plating
- ⑨ Option code: 00=Standard
- ⑩ Packing code: G=Bag

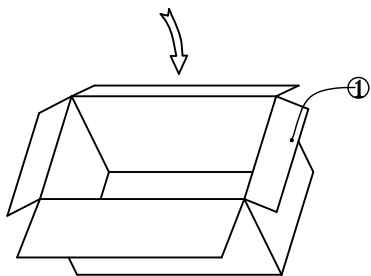
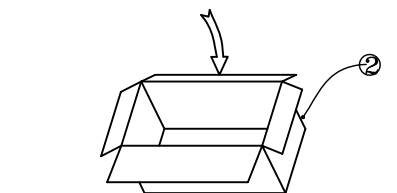
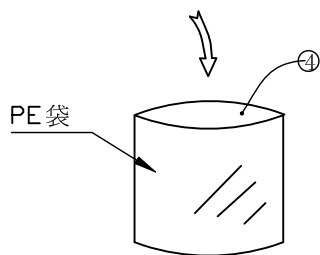
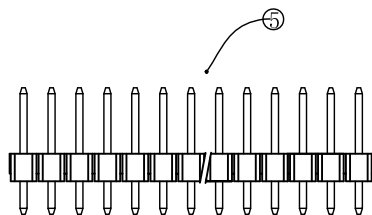
SPECIFICATIONS

Current Rating: 3A AC,DC
 Voltage Rating: 250V AC,DC
 Temperature Range: -25°C ~ +85°C
 Contact Resistance: 20mΩ Max
 Insulation Resistance: 1000MΩ Min
 Withstanding Voltage: 1500V AC/minute
 Pin Material: Brass/Gold-flash
 Material: Nylon 6T,UL94V-0
 Color: Natural(Black)

Ordering Information & Dimensions

PART NO.	Dimensions		PART NO.	Dimensions		PART NO.	Dimensions	
	A	B		A	B		A	B
2X02P	2.54	5.08	2X15P	35.56	38.10	2X28P	68.58	71.12
2X03P	5.08	7.62	2X16P	38.10	40.64	2X29P	71.12	73.66
2X04P	7.62	10.16	2X17P	40.64	43.18	2X30P	73.66	76.20
2X05P	10.16	12.70	2X18P	43.18	45.72	2X31P	76.20	78.74
2X06P	12.70	15.24	2X19P	45.72	48.26	2X32P	78.74	81.28
2X07P	15.24	17.78	2X20P	48.26	50.80	2X33P	81.28	83.82
2X08P	17.78	20.32	2X21P	50.80	53.34	2X34P	83.82	86.36
2X09P	20.32	22.86	2X22P	53.34	55.88	2X35P	86.36	88.90
2X10P	22.86	25.40	2X23P	55.88	58.42	2X36P	88.90	91.44
2X11P	25.40	27.94	2X24P	58.42	60.96	2X37P	91.44	93.98
2X12P	27.94	30.48	2X25P	60.96	63.50	2X38P	93.98	96.52
2X13P	30.48	33.02	2X26P	63.50	66.04	2X39P	96.52	99.06
2X14P	33.02	35.56	2X27P	66.04	68.58	2X40P	99.06	101.60

				燦達電子工業股份有限公司 JOINT TECH ELECTRONIC IND. CO., LTD.	
UNIT		SCALE	SHEET		TITLE:
mm		1 : 1	1 of 2		
DRAWN BY		APPROVED BY		2.54mm PITCH PIN HEADER	
黃模有		張子波			
2013.10.08		2013.10.08			
GENERAL TOLERANCE					
A2	EN1811120001	2018.11.12	劉建芳	X. X±0.25	ANGLE±
A1	EN1408180002	2014.08.18	唐騰鳳	X. XX±0.15	
A0	NEW RELEASE	2013.10.08	黃模有	X. XXX±0.05	
REV.	DESCRIPTION	DATE	NAME		
DRAW NO. : A2546WV-2XNP6BG1N00G					REV. A2





NO.	NAME	LxWxH(CM)	Q'TY
1	OUTER BOX	45.5*30*40.5	1
2	INNER BOX	42.5*28.5*19	2
4	PE BAG	24*17.5*0.01	
5	PRODUCT		见附件

包装说明:

1. 如图示将成品装入PE袋内.
2. 装盒後依上包装规范确定成品数目无误後封好袋口. (每袋见附件)
3. 将装入成品的PE袋装入内箱. 每箱16袋.(尾数箱除外).
4. 将封装好的内箱以2箱为单位装入外箱(尾数箱除外).
5. 将外箱用胶带封好,於箱外注明品名,料号,数量,净重,毛重等出货明细.
6. 所有材料必须满足ROHS环保要求.

附件

PIN數	袋裝	內箱數量	外箱數量
2X02P~03P	1000	4000	24000
2X04P	1000	3000	18000
2X05P~06P	1000	2000	12000
2X07P~08P	500	1500	9000
2X09P	300	1200	7200
2X10P~11P	300	900	5400
2X12P~14P	200	1200	4800
2X15P~20P	200	600	3600
2X21P~24P	100	500	3000
2X25P~40P	100	400	2400

				 燦達電子工業股份有限公司 JOINT TECH ELECTRONIC IND. CO., LTD.			
				UNIT	SCALE	SHEET	TITLE:
				mm	1 : 1	2 of 2	
				DRAWN BY	APPROVED BY		
				黃模有 2013.10.08	張子波 2013.10.08		
A2	EN1811120001	2018.11.12	劉建芳	GENERAL TOLERANCE			2.54mm PITCH PIN HEADER DRAW NO. : A2546WV-2XNPN6BG1N00G
A1	EN1408180002	2014.08.18	唐騰鳳	X. X±0.25	ANGLE±		
A0	NEW RELEASE	2013.10.08	黃模有	X. XX±0.15			
REV.	DESCRIPTION	DATE	NAME	X. XXX±0.05			
							REV. A2